

# Table of Contents



TOPIC	Page	Track
Index of Songs	4	
About the Instructor	5	1
Right Hand Technique	6-7	2
Left-Hand Technique	8-9	3
Filler Notes	10	4
Adding Variation / Sensitivity	11	5
Arpeggio Exercise 1 - Ode To Joy	12	6
Arpeggio Exercise 2 - Half-Slanted Chords – 4/4 Time	13	7
Arpeggio Exercise 3 - Half-Slanted Chords – 3/4 Time	14	8
Arpeggio Exercise 4 – “L-Shaped” Chords	15	9
Arpeggio Exercise 5 - “L-Shaped” Chords with Moving Thumb	16	10
Arpeggio Exercise 6 - Fast Chords	17	11
Beginnings and Endings	18	12
The Octave Region	19	13
Arpeggio Exercise 7 - L-Shape and Slanted Chords	20	14
Arpeggio Exercise 8 - First Position and Octave Chords	21	15
Backup Chords	22	16
In The Bleak Midwinter – Melody	23	17
In The Bleak Midwinter – Backup Chords	24	18
In The Bleak Midwinter – Octave	25	19
Red Is The Rose	26	20
The Winter Is Almost Past	27	21
Introduction / Interlude - Red Is The Rose / The Winter Is Almost Past	28	22
Eleanor Plunkett	29	23
Si Beeg Si Mor	30-31	24
Just As I Am - Melody	32	25
Just As I Am – Bass	33	26
Just As I Am - Octave	34	27
Just As I Am – Tag Ending	35	28

# Table of Contents



TOPIC	Page	Track
Shenandoah - Melody	36-37	29
Shenandoah - Bass	38-39	30
Shenandoah – Octave	40-41	31
How Great Thou Art	42-43	32
It Is Well With My Soul	44-45	33
All Through The Night	46-47	34
How Can I Keep From Singing - Melody	48-49	35
How Can I Keep From Singing – Backup Chords	50-51	36
How Can I Keep From Singing - Octave	52-53	37
The Water Is Wide - Melody	54-55	38
The Water Is Wide - Bass	56-57	39
America, The Beautiful - Melody	58-59	40
America, The Beautiful - Bass	60-61	41
Closing Comments	---	42

## ACKNOWLEDGEMENTS

I would like to thank God for bringing the dulcimer into my life – it has blessed me and others in so many ways!

I would like to thank my beautiful wife, Jeanne, for her support and encouragement.

I would also like to thank my parents, Don and Jean Haas, and my grandparents, George and Ruth Hanford and Anson and Fern Haas, for the many, many gifts they have given to me – one of which was the gift of music.

COPYRIGHT © 2008 DAVE HAAS

All rights reserved. No part of this publication may be reproduced in whole or in part, or stored in any part of a retrieval system, or transmitted in any form or by any means, electronic mechanical, photocopy, recording, or otherwise without written permission of the author.



# Adding Variation / Sensitivity

## Adding Variation

- Variation is very important in developing an arrangement of a song. Nobody wants to listen to a song played the same way three or more times! An arrangement that is pleasing to the ear might consist of:

- 1) a thoughtful introduction
- 2) the melody played the
- 3) the melody played a se
- 4) the melody played a th
- 5) a nice ending.

- With this approach, the li
- is played. This is much m
- same way over and over
- When you find a song tha
- then work to find the same
- DAD tuning the melody co
- approach for a variation is
- chords as needed. If the
- variation can be found in

## Developing Sensitivity

- Music played using arpeg
- staccato. Here are some
- **Experiment with dynam**
- to reflect the mood you fe
- **Memorize your music so**
- smoothness of play.
- **Record and listen to yourself playing.**
- **Put the baby to sleep!** Imagine that you are trying to put a tired and restless baby to sleep. The baby is in and out of sleep. Imagine trying to put the baby to sleep by playing soft and relaxing music with your dulcimer. Now, put the baby to sleep!

A CD cover for 'Mountain Dulcimer' by Dave Haas. The title 'Mountain Dulcimer' is at the top in a brown serif font. Below it, 'More Beautiful Melodies' is written in a large, yellow and brown script font. At the bottom, the name 'Dave Haas' is written in a brown serif font. The cover features a central illustration of a dulcimer with musical notes flowing from its sound holes. A small 'CD included' logo is in the top right corner.

*Mountain Dulcimer*

*More Beautiful Melodies*

*Dave Haas*



# The Octave Region

## Playing an Octave Up

- Ron Ewing makes a small octave dulcimette. Did you know that you received a bonus dulcimette when you purchased your dulcimer? It is located on frets 7 and above – the octave region of your dulcimer. Many are afraid to venture into this uncharted territory because it is unfamiliar and contains scary fret numbers such as 11, 12, 13, 13 1/2, and 14. This area of your fretboard may be new to you, but it is not scary at all.

- Examine the fretboard diagram below to visualize the “octave region” of the fretboard. The fretboard is divided into spaces (whole frets) and frets (half frets) on the fretboard (page 18).

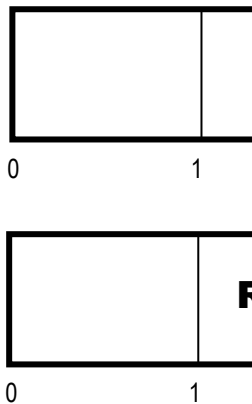


Figure 5.1  
Octave Region

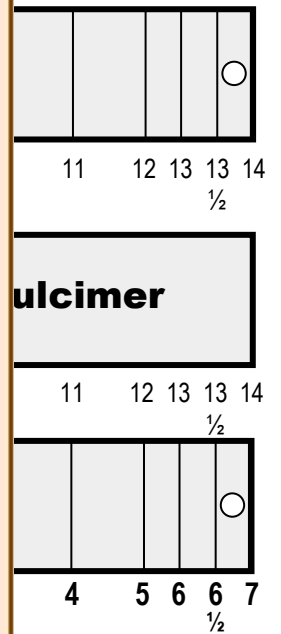
*Mountain Dulcimer*

**CD Included**

*More Beautiful Melodies*

*Dave Haas*

- Begin to play regular intervals of big spaces of the fretboard.



**Dulcimer**

- These frets are used to play the octave region of the fretboard starting at fret 8.

- Think of the octave region as a regular fretboard. Fret 8 becomes a high-1, fret 9 becomes a high-2, etc. Adding or subtracting the number 7 from any number gives its octave / regular position.
- Visualize and practice making chords you know in the octave position. Use the small space at 3 or 10 as a marker to help with chord / finger placement.
- Finally, place a capo on fret 7 and play the songs you know in the octave region of the fretboard. With practice, you will become more and more comfortable with this region of the fretboard.



# Arpeggio Exercise 6

Fast Chords

Arranged by Dave Haas

© 2007 All rights reserved

Arpeggios

8va

4/4

Bm A Bm A G

1

D 5 5 4 4 5 5 4 4 2 3 3 3 3

A 5 4 5 4 5 3 3 3 3 3

D 7 6+ 7 6+ 5 5 5 3 3

8va

A G A G D G D G D

3

D 4 4 3 3 4 4 3 3 4 2 2 5 3 3 2 2 3 3 2 2

A 4 3 4 3 4 3 3 3 3 2 2 3 3 3 3 3 3 3

D 6+ 5 6+ 5 4 3 2 4 3 2 5 4 4 5 4

8va

Em D Em D Em D

6

D 1 1 1 1 7 2 2 1 1 2 2 1 1 8 0 0 0 0

A 1 1 1 1 3 1 3 1 3 1 0 0 0 0

D 3 3 3 3 4 3 4 3 2 2 2 2

3-4

8va

9

D 0

A 0

D 0



Arpeggios

# Arpeggio Exercise 8

First Position and Octave Chords

Arranged by Dave Haas

© 2007 All rights reserved

8va

D G A F#m Bm G A D

1 2 3 4

D 0 0 1 1 0 1 2 2 0 0 1 0

A 0 0 1 1 0 0 2 2 1 1 1 1

D 2 3 1 2 2 3 1 3 1 0 0 0

8va

D

5 7 7 1



D 7 7

A 9 1

D 9 1

*Mountain Dulcimer*

**More Beautiful Melodies**

*Dave Haas*

8va

D G

9 3

D 0 0

A 2 3

D 2 3

8va

D G

13 10 8 9 9 10 8

D 7 7

A 7 7

D 9 10 8 9 9 10 8

8va

D

8 7 7 7

D 7 7

A 7 7

D 7 7

8va

D

1 0 0 0

D 0 0

A 0 0

D 0 0

8va

D

8 7 7 7

D 7 7

A 7 7

D 7 7



# Shenandoah

Traditional

Arranged by Dave Haas

© 2007 All rights reserved

*Arpeggios*

8va

**D**

1 0 0 0 0 0 2 0 0 0 0

0 0 0 0 0 0 0 1 2 3

Oh Shen - an - doah I long to

8va

**G D D F#m G**

3 0 0 4 0 0 0 0 5 3 3 3 3

6 6 5 5 5 5 5 3 3 3 3 3

5 4 4 7 6+ 5 5 3 3 3 3

see you Way - hey

8va

**G F#m G**

6 3 3 3 3 7 2 2 2 2 8 2 2 3

3 3 3 3 2 2 2 2 2 2 2 2 3

5 4 5 4 2 4 4 4 4 5 5

you rol - lin' ri - ver Oh, Shen - an -

8va

**Bm**

9 3 3 0 10 0 0 2 11 2 2 2

3 3 1 0 2 1 0 1 1 1 1 1 1

5 5 2 4 2 1 1 0 1 1 1 0

doah I long to see you



# Shenandoah

Melody on Bass Side

Arranged by Dave Haas

© 2007 All rights reserved

Arpeggios

8va

D 1 1 2 2 2 2 2 1 2 3

A 0 0 0 0 0 0 0 0 0 0

D 0 0 0 0 0 0 0 0 0 0

Oh Shen - an - doah I long to

8va

3 D 5 5 4 4 4 4 7 6+ 5 5 5 5

A 6 0 5 0 5 5 5 5 3 0 3 0

D 0 0 0 0 0 0 0 0 0 0 0 0

see you Way - hey

8va

6 D 5 4 5 4 7 2 2 4 4 8 4 4 5 5

A 3 3 3 3 2 2 2 2 2 0 2 2 3 0

D 0 0 0 0 0 0 0 0 0 0 0 0 0 0

you rol - lin' ri - ver . Oh, Shen - an -

8va

9 D 5 5 5 2 10 4 2 1 1 1 11 0 0 0

A 3 0 1 1 2 1 1 1 1 1 0 1 0 1

D 0 0 0 0 0 0 0 0 0 0 0 0 0 0

doah I long to see you





# The Water Is Wide

Traditional Irish Melody

Arranged by Dave Haas

© 2006 All rights reserved

Arpeggios

8va

**D F#m Bm G H**

The water is wide \_\_\_\_\_ I cannot cross

8va

**D A D Bm**

o - ver \_\_\_\_\_ And nei - ther have \_\_\_\_\_

8va

**A**

SI SI

\_\_\_\_\_ I wings to \_\_\_\_\_ fly \_\_\_\_\_ Give me a

8va

**F#m Bm**

boat \_\_\_\_\_ that can car - ry two \_\_\_\_\_



# The Water Is Wide

Octave

Arranged by Dave Haas

© 2006 All rights reserved

## Arpeggios

8va

D F#m Bm G

The water is wide I cannot cross

8va

D A D Bm

o - ver And nei - ther have

8va

A

I wings to fly Give me a

8va

F#m Bm

boat that can car - ry two